


ALL IN ONE POCHADE BOX INSTRUCTIONS

remove quick release plate from tripod



Remove quick release from Sienna tripod (sold separately).


- Squeeze levers together and rotate backward.
- Plate will release from the ballhead.

1 attach tripod quick release to pochade box and to ballhead




- Turn pochade box upside down.
- Thread quick release plate into mounting bracket.
- Tighten plate screw with screwdriver to ensure a strong fit.

2




- Place plate into open ballhead.
- Press down firmly until ballhead handles snap closed. Firmly press handles to seat quick release plate.
- Loosen ballhead adjustment and move pochade to desired angle, re-tighten.

1 opening the pochade box



- Unlock latch on front of pochade box.
- Loosen the 3 knobs on left side of box.
- NOTE: To open lid completely flat for watercolor, leave support arm in closed position and follow steps 2 and 3.

2 IMPORTANT: slide support arm all the way to rear position



- Slide support arm toward rear of box until it stops. This provides all the support for the lid and is a **VERY IMPORTANT** step!
- Tighten front knob of support arm to lock support arm in place.

3



- Lift lid to desired working angle and tighten lid support knob.
- Tighten lid stabilizing knob.

brush holder



The brush holder tray can hold brushes, palette cups and small accessories. It is held on the rear of the lid with two magnets.

- Grip brush holder brackets and pull away from the lid.
- Attach brush holder tray to the left or right side of box.

canvas holders



The pochade box can hold panels and stretched canvas in the brass canvas holding clips or the rubber bumpers.

- Loosen 2 knobs on rear of lid.
- Raise or lower to desired position. Re-tighten knobs.

panel storage



You can carry two 9 x 12 wet paint panels in the lower section of the pochade box, or use the included adapter to carry two 8 x 10 panels.

- Remove the magnetic cover.
- Slide one or two painting panels in the slot back to back.

sliding palette



The sliding paint palette serves as a palette and also the cover of the supply storage compartments.

- Use the palette to lay out your paints. Alternatively, you can clip on a disposable paper palette sheet for easy clean up.

supply storage



The supply compartments can hold brushes, paints and other painting supplies.

- Open the lid and extend the palette for access to the storage compartments.



sienna
plein air

Jack Richeson & Co., Inc.
557 Marcella St. Kimberly, WI 54136

1.800.233.2404
richesonart.com

