

Cross Braces by BEST

Cross braces are important. Remember that a painting may hang for years, and a long length of lumber can bow. Many artists require extra strength and stability in their stretcher bars and that's why BEST Artist Products manufactures high quality cross braces.

Heavy-duty Cross Braces

NUMBER	SIZE	NUMBER	SIZE	NUMBER	SIZE
891001	8"	891011	26"	891027	44"
891002	10"	891013	28"	891028	46"
891003	12"	891015	30"	891029	48"
891004	14"	891017	32"	891030	50"
891005	16"	891019	34"	891031	52"
891006	18"	891021	36"	891032	54"
891007	20"	891023	38"	891033	56"
891008	22"	891025	40"	891034	58"
891009	24"	891026	42"	891035	60"

Medium-duty Cross Braces

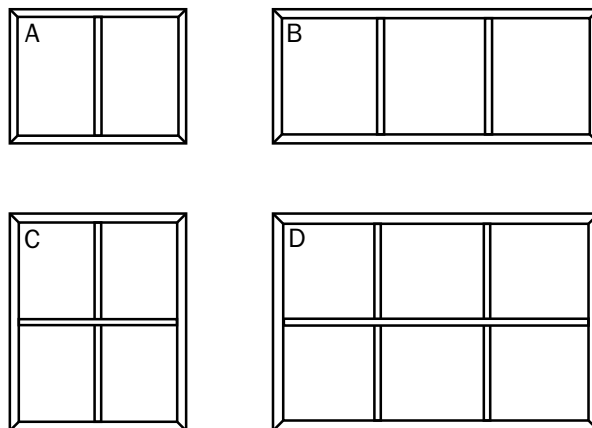
NUMBER	SIZE	NUMBER	SIZE	NUMBER	SIZE
892008	8"	892026	26"	892044	44"
892010	10"	892028	28"	892046	46"
892012	12"	892030	30"	892048	48"
892014	14"	892032	32"	892050	50"
892016	16"	892034	34"	892052	52"
892018	18"	892036	36"	892054	54"
892020	20"	892038	38"	892056	56"
892022	22"	892040	40"	892058	58"
892024	24"	892042	42"	892060	60"

Cross Braces are also available in Light Duty, as well as for the Aluminum Pro Bars and Aluminum Gallery Wrap Bars.

CALL 1.800.233.2404 FOR:

- Stretcher Bar Sizes Not Listed
- Cross Brace Sizes & Information

When ordering cross braces, please specify which layout you desire as shown below.




Designs with overlapping cross braces require notching of the bars at each intersection. A notching charge applies to each groove cut. Quotes available from our sales department.

Cross Brace Bracket

An innovative approach to using cross braces! Designed to fit all sizes of Richeson Cross Braces, our sturdy cross brace bracket is the ideal way to support a stretched canvas.

- State of the art design works with all sizes of stretcher bars
- Slotted design allows for finest adjustment of canvas tension

NUMBER 895015 (Pack of 2 with screws)




How to Assemble the Cross Brace Bracket

- STEP 1** Assemble your stretcher bars (A).
- STEP 2** Lay your cross braces into position.
- STEP 3** Place your Richeson Cross Brace Bracket (C) at the end of your Cross Braces (B).
- STEP 4** Attach bracket (C) to brace (B) with 1 to 3 screws (D) as desired. Do not overtighten.
- STEP 5** Attach bracket (C) to pre-assembled frame from step 1 with 2 screws (E).
- STEP 6** After canvas is tightly stretched, apply light pressure to brace and secure screw (D).



We recommend cross braces for any canvas over 36"!



Stretching Accessories



A. BEST Corner Key Kit

Each kit contains a set of four keys which can be mounted by using the pre-drilled holes on the Aluminum Pro-Bars or by making your own with a 3/32" drill bit on wooden stretcher bars. Keys are optional, but highly recommended if tightening and loosening of the canvas is desired. Can also be used on wood stretcher bars.

NUMBER 890048

B. Wooden Corner Keys

NUMBER	DESCRIPTION
895004	Bag/8 heavy-duty keys
895004-200	Box/200 heavy-duty keys
895005	Bag/8 light/med-duty keys
895005-320	Box/3200 light/med-duty keys

C. Hardboard Corners

These are a simple but worthwhile accessory to protect paintings. These corners are an exact 90° angle. The predrilled holes make mounting easy. To ensure that canvas corners will remain square, attach one panel to each of the four corners of the canvas.

NUMBER	DESCRIPTION
895007-04	8" corners (pack of 4)
895008-04	12" corners (pack of 4)

D. Stretching Stapler

This heavy-duty stapler was designed for the construction industry and works well on all the BEST stretcher bars.

NUMBER	DESCRIPTION
895002	BEST stapler
895003	BEST staples (5000/box)

Wet Canvas Carrier

The principle is simple. The top unit with handle attaches to a wet canvas. Then place another canvas, wet or dry, facing the wet canvas. The unit keeps the two canvases 1/2" apart. A second unit fastens at the bottom. Fits any size canvas. Empty, the unit will fit in the bottom of a sketch box.

NUMBER 694010



Canvas Pliers

There's nothing like painting on a hand-stretched canvas! These durable imported stretching pliers have serrated jaws for a secure grip to produce an even, uniform stretching over stretcher strips or bars.

NUMBER 400300	Iron (3" wide)
NUMBER 400301	Chrome (2-3/8" wide)
NUMBER 400302	Professional (4-1/2" wide) (not shown)

