



Painting by James Gurney
www.jamesgurney.com/

PAINT

70

"Casein is a water-based paint medium with working properties that resemble gouache, cel vinyl—and, in some respects, oil. I've used all of those latter paints quite a bit, but casein has qualities all its own. It can be used transparently, but it has great opacity when you need it, something often lacking in acrylic. It's one of the oldest paint mediums, dating all the way back to the Egyptians.

The paint has a delicious, unforgettable aroma that resembles the smell of cosmetics. The milk-based binder seals each layer enough so that they won't pick up with later application. The paint dries to an attractive matte surface that photographs very well, particularly in saturated tints, which is one of the reasons it was so popular with early illustrators.

Casein lends itself to bold, painterly handling and 'finding the image in the paint.' I think it's one of the best paints for oil painters who want to experiment in water media, or who need to find a paint that travels better than oil."

— JAMES GURNEY

1.800.233.2404 www.richesonart.com

What is Casein?

Casein (kay'seen) is a quick-drying, aqueous medium using a milk-based binding agent, and is one of the most durable mediums known to man. Nine thousand year old casein cave paintings have been discovered in Asia. Later, the medium was used by Byzantine, Roman and Renaissance artists, including the Old Masters.

Known for their versatility and array of capabilities, casein paints can be used to create a variety of effects

from the rich opaques of oil to thin watercolor washes. Because casein has an exceptional integrity of color and always dries to a perfect matte finish, it is unexcelled for art reproduction. The velvety matte finish can also be buffed to a satin sheen or varnished to produce a resemblance to oils. Over time, casein pigments become resistant to moisture and as history has proven, the medium has a durability and permanence which has easily stood the test of time.

Because it dries quickly, it is possible to lay down a glaze and move onto the next stage within a few hours instead of waiting for days, or even months, as with oils.



Richeson Paints are tested in accordance to: ASTM D-4236 and bear safety labels to the standards issued by ACMI.

RICHESON CASEIN ARTIST COLORS The Shiva Series



6-1/2"

25-1/2"

5-1/2"
DEEP

24-1/4"



7-1/2"

44-1/8"

7-5/8"
DEEP

15-3/4"

PAINT

71

Empty Paint Tubes

Sold in packs of 144.

NUMBER	DESCRIPTION
120534	1.25oz. (37ml) tube
120535	5oz. (150ml) tube



Filled Richeson Casein Rack

Includes:

- 3 – 1.25oz. (37ml) tubes of all 32 colors
- 3 – 5oz. (150ml) tubes of Titanium White
- 3 – 3.75oz. (110ml) jars of Casein Emulsion

NUMBER 120537

Empty Richeson Casein Rack

Dimensions are 25-1/2"(h) x 24-1/4"(w) x 5-1/2"(d). Header measures 6-1/2" tall and 23" wide.

NUMBER 120536

Richeson Casein Narrow Rack

This oak rack contains 6 each of 32 colors, plus duplicates of the most popular colors for a total of 216 tubes!

- 12 each – 1.25oz. (37ml) titanium white and ivory black
- 6 each – 1.25oz. (37ml) all other colors
- 2 – 3.75oz. (110ml) jars of Casein Emulsion
- 6 – Basic Colors Sets of 6

NUMBER 120538

Empty Casein/Oil Narrow Rack

Works with assortment 120538 above and oil assortment 120085 (page 60.)

NUMBER 120539

All assortments include a FREE rack if requested with order. Call Customer Service at 1.800.233.2404 for contents of our racks.

RICHESON CASEIN ARTIST COLORS The Shiva Series



PAINT

72

A. Basic Casein Set of 6

Set includes 1.25oz. (37ml) tubes of: titanium white, ivory black, rose red, naples yellow, ultramarine blue deep, and Shiva green (phtalo).

NUMBER 120533

B. Color Theory Set of 6


Perfect for color theory, casein has little color shift and mixes easily! Set includes 1.25oz. (37ml) tubes of: Shiva rose, cadmium yellow light, ultramarine blue deep, cadmium orange, Shiva green (phtalo), and Shiva violet.

NUMBER 120550

c. Underpainting Set of 6

Set includes 1.25oz. (37ml) tubes of: burnt sienna, raw umber, payne's grey, yellow ochre, cadmium red pale, and permasol blue.

NUMBER 120560



D. Wooden Box Set of 12

This set contains 1.25oz (37ml) tubes which are presented in a wooden slide-top box. Includes: titanium white, ivory black, rose red, light red, naples yellow, yellow ochre, Shiva green, ultramarine blue deep, Shiva blue, Shiva violet, burnt sienna and golden ochre.

NUMBER 120541

E. Wooden Box Set of 6

Set includes 1.25oz. (37ml) tubes of: titanium white, ivory black, rose red, naples yellow, ultramarine blue deep, and Shiva green (phtalo) packaged in an elegant, slide-top wooden box.

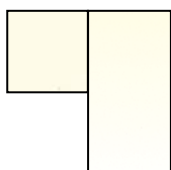
NUMBER 120542

www.richesonart.com


1.800.233.2404

RICHESON CASEIN ARTIST COLORS The Shiva Series

Shiva® Casein Colors – 32 colors available in open stock and sets




Titanium White
120500 I




Ivory Black
120501 I




Half-tone Black
120502 I




Payne's Grey
120503 I




Light Red
120504 I




Alizarin Crimson
120505 III




Venetian Red
120506 I




Rose Red
120507 I




Cadmium Red Deep
120508 I




Cadmium Red Pale
120509 I




Cadmium Red Scarlet
120510 I




Shiva Rose
120511 III




Yellow Ochre
120512 I




Cadmium Yellow Lt
120513 I



Cadmium Yellow Med
120514 I




Naples Yellow Hue
120515 II



Cadmium Orange
120516 I



Cerulean Blue
120517 I




Cobalt Blue
120518 I



Ultramarine Blue Deep
120519 I



Shiva Blue (Phthalo)
120520 I




Permasol Blue
120521 I



Shiva Violet
120522 II



Terra Verte
120523 I




Cadmium Green
120524 I




Shiva Green (Phthalo)
120525 I




Chrom. Oxide Green
120526 I



Burnt Sienna
120527 I




Burnt Umber
120528 I



Raw Sienna
120529 I




Raw Umber
120530 I



Golden Ochre
120531 I

Key:



100% color

50% color;
50% white

95% color; 5% white
(white helps to achieve
a luminous watercolor
wash effect)

Lightfastness:

Excellent I Very Good II Fair III

Helpful Tips for Caseins

- Choose a rigid, non-oily surface for your work
- Establish correct drawing and value patterns with a thin underpainting
- Dilute caseins with water to make washes & transparent glazes
- Casein colors, especially reds, oranges, and yellows, tend to shift after drying
- Lighten colors by adding more water or brighten them by adding powdered pigment
- To correct an overly dark area, cover it with a more opaque layer of a lighter color
- When working on a gessoed panel, correct any errors with an eraser or a 1:9 ammonia and water mixture

For more tips and information on casein, check out our printed Color Chart.

NUMBER 100002



The basics

Can I paint on canvas with casein?

Casein can be used on canvas, although only in very thin application. Since Casein in its cured state can be brittle, we recommend that artists paint on rigid surfaces.

If you want the texture of paint on canvas, mounting the canvas on wood or panel is the best solution.

What about other surfaces?

Just about anything! Casein can be used on interior walls, metal, wood, laminates, metal, glass or ceramics.

Clean the surface thoroughly and on walls, metal, wood or laminates, “prime” the surface with a couple layers of gesso or a PVA glue such as Weldbond (mix 50/50 with water).

For slick surfaces like glass, ceramics or metal, use denatured alcohol to thoroughly clean the surface. You can then prime the surface with a PVA & water solution as above.

Can I paint on watercolor paper?

Again, rigidity counts! You can paint on 140lb. watercolor paper if the painting will be properly framed shortly after completion. 300 lb. paper is a much better choice because of its stiffness – and properly varnished and cradled could even be framed without glass.

Are caseins archival?

Yes. Properly done and with a protective varnish, caseins can last longer than oils, especially oils on canvas. They also will not crack or yellow.

Are casein paints transparent?

The degree of opacity varies from color to color, with white being opaque and affecting the opacity of other colors it's mixed with.

When you make your color chart, include a section for each color combination to be applied over a strip of a mid-tone gray. By doing this, you create an opacity reference.

How should I apply caseins?

You have a myriad of choices! You can apply casein “juicy” like watercolors, impasto like oils, or anything in between.



Painting by Robert Sutherland
<http://fineartamerica.com/profiles/robert-sutherland.html>

A rigid surface, such as a canvas panel, is critical when applying casein thickly (to prevent cracking if the surface is flexed). You can use a painting knife, brushes, cloth or even your fingers to apply casein to your surface.

What is half-tone black?

The pigment in half-tone black is more finely dispersed than in the other casein colors. Think of it as a separate, transparent color, not “pale black.”

Half-tone black is meant to be applied as a glaze. Use it on your color mixing chart to show the effects of half-tone black over other casein colors. For instance, half-tone black over burnt sienna results in a beautiful purple.

Why does the color chart show a 95% color + 5% white wash?

Adding a touch of white to your casein colors will help you control your washes. 5% white will make washes lighten gradually from opaque to transparent instead of changing too rapidly. Try it. You won't believe the difference.

Can I keep casein from drying on my palette?

Keep a spray bottle of water handy and spritz the paint on your palette periodically. Covering your palette with plastic wrap (after spritzing) and putting it in your fridge overnight will keep it especially fresh. One can avoid the drying issues entirely by only squeezing out approximately as much paint as will be used at one time.

What kind of brushes work best with casein and what is the best way to clean them?

Casein, like acrylic, can be rough on brushes if you don't take good care of them! Its heavy consistency can also be an issue. Use bristle brushes or synthetic soft hair, but never use one made from sable!

Keep your used brushes in a brush washer with the heads partially immersed in water until you clean them with water and dish soap. For especially stubborn colors, add a bit of ammonia to the soap before washing. Rinse very well, and be sure to “snap” your brush back to its original shape before setting it out to dry. Brush cleaners and conditioners also work well and are another way to keep your brushes usable for years to come.

What grounds can I paint on?

Rabbit skin glue, PVA glue and acrylic gesso. Just make sure there is no oil on the grounds.

The tools

What should I use for a palette?

Because casein will stain plastic palettes, a butcher tray, porcelain tray or a glass surface backed with a mid-tone gray paper provides an excellent mixing surface. Alternately, a disposable paper palette can be used for its convenience and ease of clean up.

RICHESON CASEIN ARTIST COLORS

Do casein colors mix like other paints?

Yes! Wet casein does look about a shade darker than it will when it dries. Get to know the paint by making yourself a color-mixing chart.

Can I mix casein with other mediums?

Yes you can! Use casein over watercolor or gouache or as an underpainting for acrylic, pastel or oils. If using casein under oils, apply a barrier layer of Damar varnish over the casein before the oil paint. Casein can also be used under oils as an excellent underpainting medium.

The finishing

What about varnish?

Varnish is a matter of preference. A gloss varnish intensifies the color, while a matte acrylic varnish will preserve that “authentic casein” look.

Wait until the surface has cured 2-3 weeks and no longer reconstitutes with water and then apply the varnish in the same manner as you would for an acrylic or oil painting.

If you don't have time to wait, you can use a spray varnish (applied in light coats in a well-ventilated area) within a day of the painting being dry to the touch. The casein will continue to cure even when varnished in this manner.

What about glazes?

There are three methods of glazing caseins to avoid inadvertently lifting a previously painted layer. First, and most obvious, is to wait a couple of weeks until the casein cures.

Second is to wait until the casein is dry to the touch; prepare your glaze by adding a small amount of paint to water or to Casein Emulsion. A little goes a long way – just be aware that Casein Emulsion used “straight” in this manner will dry to a semi-gloss finish, not casein's usual matte surface.

The final method is to use PVA glue such as Weldbond. Mix 1 part Weldbond to 3 parts water. If your painting is small enough, it may be easier to pour the glue solution over the painting and tilt it to cover the entire piece instead of brushing it on.



Painting by Stephen Quiller
www.stephenquiller.com

Richeson Casein and Water Media

Internationally known artist, author and workshop instructor **Stephen Quiller** has made his mark exploring the limitless opportunities of mixed media in works that can be described as a contemporary blend of abstract and representational.

“I started out painting in a more traditional way with transparent watercolor,” explains Quiller, “but I found it limited my options. I



Painting by Robert Tanenbaum
www.rtanenbaum.com

began to explore other water-based paints, and over time, I discovered a combination of media helped me better capture the spiritual essence of the landscapes I was painting.

“I work with a variety of water media because they're compatible, yet have different characteristics that lend themselves to different aspects of a painting. I use casein because I love its velvety matte qualities and I find it's the perfect medium for depicting the low winter light in the mountains around my gallery and home in Colorado.”

Casein & Color Studies

Although he had used casein in college, **Robert Tanenbaum** didn't begin working with it seriously until the early 1970's when a fellow illustrator recommended its use particularly for highlights. It was much easier to use casein instead of watercolor or gouache.

With some experimentation, Tanenbaum found that casein was also perfect for tight details and textures, and that its quick drying properties made it ideal for preliminary color sketches and for underpainting.

Casein & Underpainting

Casein is also the perfect medium to use for underpainting. As long as an artist doesn't lay on casein too thickly, it's an excellent choice for underpainting because it's insoluble once it dries.

The casein will easily accept the oil and will form a good mechanical bond. Using acrylic gesso works fine with casein or oil paint because it has an ‘open’ surface to accept the paint layer and form a mechanical bond.



Painting by Douglas Wiltraut
www.douglaswiltraut.com

Casein & Egg Tempera

Doug Wiltraut, an experienced egg tempera painter, has discovered the beautiful qualities casein has to offer. While egg tempera is characterized by pureness of color and luminosity, it also has some qualities that make it difficult to work with. Richeson Casein paints are able to achieve some of the beautiful qualities of egg tempera without some of its drawbacks.